






	Autumn 1	Autumn 2	Spring 1	Spring 2	Summer 1	Summer 2
Topic/ Science Link	Our Local Area	Different Places Similar lives/ Black History Month	Explorers and Adventurers	Chocolate	Scavengers and Settlers	Sports Tournaments
Keeps	Keep green- How can we encourage more children to cycle to school?	Keep connected- How can we celebrate difference?	Keep safe- How can we be safe around water?	Keep giving- How can we make sure our food is fairly traded?	Keep kind- How can we solve friendship problems?	Keep healthy- How can we promote physical activity at school?
Event Link	World Car Free Day Biker's Breakfast – Rachel	Black History Month	Canal trip – jade	Fairtrade fortnight		Sports Week
Curriculum Resources	Greenpeace air pollution campaign	Jigsaw Hackney Museum resources around Black History Month	https://canalrivertrust.org.uk/explorers/water-safety	https://schools.fairtrade.org.uk/ http://www.traidcraftschools.co.uk/teaching-resources https://www.oxfam.org.uk/education/resources/explore-fairtrade	Jigsaw- Relationships	Healthy Schools https://www.healthyliveschools.co.uk/ Health Heroes BHF- Jump rope
RRS	Article 24 You have the right to the best health care possible, safe water to drink, nutritious food, a clean and safe environment, and information to help you stay well.	Article 30 You have the right to practice your own culture, language and religion - or any you choose. Minority and indigenous groups need special protection of this right.	Article 19- You have the right to be protected from being hurt and mistreated, in body or mind.	Article 36 You have the right to protection from any kind of exploitation (being taken advantage of).	Article 15 You have the right to choose your own friends and join or set up groups, as long as it isn't harmful to others.	Article 31- You have the right to play and rest.
British Value	Democracy	Tolerance	Rule of Law	Mutual Respect	Mutual Respect	Individual Liberty
UN Sustainability						

Outcome	More children biking to school	Children make recipes books from their own cultures - present recipe books Sell recipe books	Children present a water safety quiz about water safety – present in assembly Children produce a leaflet about water safety – hand out to chn/parents/staff	Become a fair trade school Fair-trade cake sale for fair-trade fortnight	Hold lunchtime clubs to help resolve issues/include everyone	To fundraise for British Heart foundation Learn to skip Playtime activity introduced
Lessons	<p>LI: to identify why biking to school is best SC: to learn reasons and facts about why air pollution is bad SC: to record facts about transport air pollution SC: to record health benefits of cycling</p> <p>LI: to monitor and evaluate cycling to school SC: complete tally charts over time SC: to produce a graph of results found SC: to explain findings</p> <p>LI to plan a bikers breakfast SC: learn what a bikers' breakfast is. SC: design leaflet promoting cycling to school SC: hand out leaflets to pupils and adults promoting breakfast</p>	<p>LI: to identify what makes classmates' cultural identity SC: identify countries using world map SC: produce profile of own country, flag, music, food, dress SC: find similarities and differences using profiles</p> <p>LI: To plan and promote food sharing SC: Identify a recipe from country SC: research ingredients SC: write a letter to parents</p> <p>LI: to celebrate our own and peers' cultures SC: share food from own culture SC: review others' food SC: summarise similarities and differences in our own and other cultures</p> <p>LI: to present similarities and differences SC: present recipe books in assembly SC: sell recipe books to parents/adults</p>	<p>LI: to promote being safe in water SC: record 5 ways to be safe SC: link water safety to children's own locality SC: produce advice posters for Gainsborough children on how to be safe in the water</p> <p>LI: to present ways to be safe in water SC: role plays showing safe and unsafe water safety in Hackney SC: film our water safety demonstration SC: present videos in assembly</p> <p>LI: To evaluate the impact of our presentation SC: recap what we presented SC: create water safety quiz for other year groups SC: visit year groups and present quiz</p>	<p>LI: to understand why food should be fairly traded SC: map how food travels to our plate SC: find out how much different workers get SC: decide whether it is fair or unfair</p> <p>LI: to persuade school staff to buy fair-trade items SC: Find out how fair-trade helps different workers SC: List pros of buying fair-trade items SC: Present why we should buy Fairtrade items</p> <p>LI: to hold a Fairtrade stall SC: Write a recipe using fair-trade ingredients SC: Make and sell cakes and biscuits using fair trade ingredients SC: Evaluate the success of our campaign</p>	<p>LI: To discuss what it means to be a good friend SC: Understand why friendship is important SC: make a list of what we would look for in a friend SC: write an advert to advertise the qualities we want in a friend</p> <p>LI: To role-play how to deal with conflict SC: discuss different scenarios where there might be a conflict between friends SC: role-play how we would 'solve it' SC: model steps and language to use when solving a conflict</p> <p>LI: To solve friendship problems as they arise SC: work with peer mediators to peer mediate conflicts SC: reflect on how we have dealt with friendship problems SC: nominate our friends for 'mending friendship' awards</p>	<p>LI: To find out the benefits of physical activity SC: Take part in exercise (skipping) SC: Describe how it makes us feel and measure our pulse SC: Write a list of the benefits of exercise</p> <p>LI: To promote jump rope for British Heart SC: Plan our event SC: Write a letter to persuade parents to sponsor us SC: Distribute sponsor forms and collect sponsorship for event</p> <p>LI: To organise a jump rope for British Heart event SC: Model different ways of skipping for British Heart SC: Write a recount of our event SC: Evaluate the success of our event</p>